

MARTIN PIERCE



CABINET PULLS

August 2015





Wasp Open Winged

MORPHIC CABINET & APPLIANCE PULLS



Morphic

1. Heroic door pull - 4 1/4"W x 31"H (108 x 787mm)
2. Large Pull - 14"W x 2"H (356 x 51mm)

Morphic

3. Small Pull - 7 3/4"W x 1 1/2"H (19 x 25 x 38mm)
4. Round Pull - 1 3/8" Dia. x 2"D (35 x 51mm)

The designs shown here are the original designs of Martin Pierce and are protected by copyright© 1993-2015. These designs are part of the trade mark and trade dress of Martin Pierce and Martin Pierce Hardware. Please respect our designs and thereby help ensure a future for us, our employees and the charities that we support. Thank you.

ERGO CABINET & APPLIANCE PULLS



Ergo:

1. Heroic Door Pull (right shown) - 5 1/2"W x 18 1/2"H (140 x 470mm)
2. Round Cabinet Pull - 1" Dia. (25mm)
3. Oval Cabinet Pull - 3"W x 1"H (76 x 25mm)
4. Epic Wave Cabinet Pull - 6"W x 1"H (152 x 38mm)

Ergo:

5. Large Wave Cabinet Pull - 3"W x 1"H (76 x 25mm)
6. Small Wave Cabinet Pull - 2"W x 3/4"H (51 x 19mm)
7. Conical Cabinet Pull - 1 1/4"W x 2"H (32 x 51mm)
8. 1"W x 12"H Cabinet Pull (25 x 44 x 305mm)

The designs shown here are the original designs of Martin Pierce and are protected by copyright © 1993-2015. These designs are part of the trade mark and trade dress of Martin Pierce and Martin Pierce Hardware. Please respect our designs and thereby help ensure a future for us, our employees and the charities that we support. Thank you.

HEDGEROW CABINET & APPLIANCE PULLS



1



2



3



4



5



6

Hedgerow:

1. Heroic Door Pull (left shown) - 5 1/2"W x 19"H (140 x 483mm)
2. Tree Dor or Cabinet Pull (left shown) - 2 3/4"W x 8 1/2"H (70 x 216mm)
3. Tree Door or Cabinet Pull (right shown) - 2 3/4"W x 8 1/2"H (70 x 216mm)

Hedgerow:

4. Branch Cabinet Pull - 5"W x 3/4"H (127 x 19mm)
5. Half Round Cabinet Pull - 1 1/4"W x 1 3/4"H (44 x 44mm)
6. Round Cabinet Pull - 1 3/4" Dia. (44mm)

The designs shown here are the original designs of Martin Pierce and are protected by copyright© 1993-2015. These designs are part of the trade mark and trade dress of Martin Pierce and Martin Pierce Hardware. Please respect our designs and thereby help ensure a future for us, our employees and the charities that we support. Thank you.

WILLOW CABINET & APPLIANCE PULLS



Willow:



1. Large Branch Pull - 4"W x 19"H (102 x 57 x 483mm)
2. Sprig Door or Cabinet Pull (left shown) - 1 1/4"W x 8 1/2"H (32 x 216mm)
3. Sprig Door or Cabinet Pull (right shown) - 1 1/4"W x 8 1/2"H (32 x 216mm)

Willow:

4. Round Cabinet Pull - 1 3/4" Dia. (44mm)
5. Large Cabinet Pull - 9 1/2"W x 3"H (241 x 76mm)
6. Leaf Cabinet Pull - 5"W x 1"H (127 x 25mm)

The designs shown here are the original designs of Martin Pierce and are protected by copyright © 1993-2015. These designs are part of the trade mark and trade dress of Martin Pierce and Martin Pierce Hardware. Please respect our designs and thereby help ensure a future for us, our employees and the charities that we support. Thank you.

FLORA CABINET PULLS



Flora Cabinet Pulls:

1. Sycamore Leaf Cabinet Pull (left shown) - 2 1/4" x 4 1/4" (57 x 108mm)
2. Oak Leaf Cabinet Pull - 1 1/2" x 1" (38 x 25mm)
3. Pear Leaf Cabinet Pull - 1 1/2" x 1 1/4" (38 x 32mm)
4. Sycamore Leaf Cabinet Pull (right shown) - 2 1/4" x 4 1/4" (57 x 108mm)

Flora Cabinet Pulls:

5. Fiddlehead Large Cabinet Pull (left & right) - 2" x 4 1/4" (51 x 108mm)
6. Fiddlehead Small Cabinet Pull (left & right) - 3 1/4" x 1 1/4" (83 x 38mm)
7. Daisy Flower Pull - 1 1/2" Dia. x 1" D (38 x 25mm)

The designs shown here are the original designs of Martin Pierce and are protected by copyright© 1993-2015. These designs are part of the trade mark and trade dress of Martin Pierce and Martin Pierce Hardware. Please respect our designs and thereby help ensure a future for us, our employees and the charities that we support. Thank you.

FLORA CABINET PULLS



Flora Cabinet Pulls:

- 1. Bamboo Leaf Cabinet Pull (left & right) - 1 3/4" x 3 3/4" (44 x 95mm)
- 2. Trumpet Flower Cabinet Pull - 2 3/4" x 2" (70 x 51mm)
- 3. Button Mushroom Cabinet Pull - 2 3/4" x 1 1/2" (70 x 38mm)
- 4. Bamboo Stem Cabinet Pull - 2 1/4" x 1/2" (57 x 13mm)

Flora Cabinet Pulls:

- 5. Mushroom Cabinet Pull (left & right) - 2 1/2" x 4 1/2" (64 x 114mm)
- 6. Orchid Knob, pair shown - each 2 1/4"W x 2"H (57 x 51mm)
- 7. Orchid Stem Cabinet Pull - 7 3/4"W x 2"H (197 x 51mm)

The designs shown here are the original designs of Martin Pierce and are protected by copyright© 1993-2015. These designs are part of the trade mark and trade dress of Martin Pierce and Martin Pierce Hardware. Please respect our designs and thereby help ensure a future for us, our employees and the charities that we support. Thank you.

CONTEMPORARY CABINET & APPLIANCE PULLS



Contemporary Cabinet & Appliance Pulls:

1. Large Rectangular Chiseled Cabinet or Door Pull - 6" x 1" (25 x 152mm)
2. Small Square Chiseled Cabinet Pull - 1" x 3/4" (25 x 19mm)
3. Large Square Chiseled Cabinet Pull - 1 3/4" x 1 1/8" (44 x 29mm)
4. Small Rectangular Chiseled Cabinet Pull - 3" x 3/4" (76 x 19mm)
5. Large Round Chiseled Cabinet Pull - 1 1/4" (32mm)
6. Small Round Chiseled Cabinet Pull - 1" (25mm)

Contemporary Cabinet & Appliance Pulls:

7. Epic Wave Cabinet Pull - 6"W x 1"H (152 x 38mm)
8. Large Wave Cabinet Pull - 3" x 1" (76 x 25mm)
9. Small Wave Cabinet Pull - 2" x 3/4" (51 x 19mm)
10. Oval Cabinet Pull - 3" x 1" (76 x 25mm)
11. Round Cabinet Pull - 1" (25mm)
12. Conical Cabinet Pull - 1 1/4" x 2" (32 x 51mm)

The designs shown here are the original designs of Martin Pierce and are protected by copyright© 1993-2015. These designs are part of the trade mark and trade dress of Martin Pierce and Martin Pierce Hardware. Please respect our designs and thereby help ensure a future for us, our employees and the charities that we support. Thank you.

ANIMAL & INSECT CABINET PULLS



Animal & Insect Cabinet Pulls:

1. Gecko Cabinet Pull - 6" x 2 1/4" (152 x 57mm)
2. Lizard Cabinet Pull - 4" x 1" (102 x 25mm)
3. Frog Cabinet Pull (left & right) - 2 1/2" x 2 1/2" (64 x 64mm)

Animal & Insect Cabinet Pulls:

4. Moth Cabinet Pull - 3 1/4" x 2" (83 x 51mm)
5. Dragonfly Cabinet Pull - 2 1/2" x 3" (89 x 76mm)
6. Large Butterfly Cabinet Pull - 4 1/4" x 1 1/2" (108 x 38mm)

The designs shown here are the original designs of Martin Pierce and are protected by copyright © 1993-2015. These designs are part of the trade mark and trade dress of Martin Pierce and Martin Pierce Hardware. Please respect our designs and thereby help ensure a future for us, our employees and the charities that we support. Thank you.

ANIMAL & INSECT CABINET PULLS



1



2



3



4



6



5

Animal & Insect Cabinet Pulls:

1. Large Scarab Cabinet Pull - 2 1/2" x 3 1/4" (64 x 95mm)
2. Bat Cabinet Pull (left & right) - 3" x 4" (76 x 102mm)
3. Small Scarab Cabinet Pull - 1 3/4" x 2 3/4" (44 x 70mm)

Animal & Insect Cabinet Pulls:

4. Small Butterfly Cabinet Pull - 1 1/2" x 1 1/4" (38 x 32mm)
5. Wasp Open Winged Cabinet Pull - 2 1/2" x 1 1/4" (64 x 32mm)
6. Wasp Close Winged Cabinet Pull - 3/4" x 1 1/2" (19 x 38mm)

The designs shown here are the original designs of Martin Pierce and are protected by copyright© 1993-2015. These designs are part of the trade mark and trade dress of Martin Pierce and Martin Pierce Hardware. Please respect our designs and thereby help ensure a future for us, our employees and the charities that we support. Thank you.

BIRD CABINET PULLS







1. Hawaiian Bird Cabinet Pull - 6"W x 2"H (152 x 51mm)
2. Hawaiian Bird Cabinet Knob - 2 1/4"W x 2 1/4"H (57 x 57mm)
3. Swallow Cabinet Pull - 4 3/4" x 3 1/2" (121 x 89mm)
4. Hawaiian Grand Cabinet Pull (left & right) 2" x 12" (76 x 305mm)

The designs shown here are the original designs of Martin Pierce and are protected by copyright© 1993-2015. These designs are part of the trade mark and trade dress of Martin Pierce and Martin Pierce Hardware. Please respect our designs and thereby help ensure a future for us, our employees and the charities that we support. Thank you.

CABINET AND APPLIANCE PULLS

MORPHIC

		Product Code	Retail Price (\$)
	MORPHIC HEROIC PULL 4 ¼"W x 4 ½"D x 31"H (108 x 114 x 787mm)		
		Bronze - Polished, Light Antique, Dark Antique Stainless Steel - Brushed, Polished	DR8250B 3,050 DR8250S 3,587
	MORPHIC SMALL PULL 7 ¾"W x 1"D x 1 ½"H (19 x 25 x 38mm)		
		Bronze - Polished, Light Antique, Dark Antique Stainless Steel - Brushed, Polished	820B 175 820S 190
	MORPHIC LARGE PULL 14"W x 1 ½"D x 2"H (356 x 38 x 51mm)		
		Bronze - Polished, Light Antique, Dark Antique Stainless Steel - Brushed, Polished	830B 320 830S 360
	Morphic Round Pull 1 ⅜"Dia. x 2"D (35 x 51mm)		
		Bronze - Polished, Light Antique, Dark Antique Stainless Steel - Brushed, Polished	810B 62 810S 66

Patina color codes are shown on page 170 and 171

CABINET AND APPLIANCE PULLS

ERGO

		Product Code	Retail Price (\$)
	ERGO SMALL WAVE PULL 2"W x 1"D x ¾"H (51 x 25 x 19mm)		
	Bronze - Polished, Light Antique, Dark Antique Stainless Steel - Brushed, Polished	600B 600S	51 53
	ERGO LARGE WAVE PULL 3"W x 1 ¼"D x 1"H (76 x 32 x 25mm)		
	Bronze - Polished, Light Antique, Dark Antique Stainless Steel - Brushed, Polished	700B 700S	62 66
	ERGO EPIC WAVE PULL 6"W x 1"D x 1"H (152 x 38 x 38mm)		
	Bronze - Polished, Light Antique, Dark Antique Stainless Steel - Brushed, Polished	760B 760S	130 130
	ERGO ROUND PULL 1"Dia. x 1"D (25 x 25mm)		
	Bronze - Polished, Light Antique, Dark Antique Stainless Steel - Brushed, Polished	410B 410S	47 49
	ERGO OVAL PULL 3"W x 1"D x 1"H (76 x 25 x 25mm)		
	Bronze - Polished, Light Antique, Dark Antique Stainless Steel - Brushed, Polished	510B 510S	66 71
	ERGO CONICAL PULL 1 ¼"W x 1 ¼"D x 2"H (32 x 32 x 51mm)		
	Bronze - Polished, Light Antique, Dark Antique Stainless Steel - Brushed, Polished	590B 590S	58 62
 Not to the same scale as the pulls above	ERGO 12" PULL 1"W x 1 ¾"D x 12"H (25 x 44 x 305mm) (Can be used vertically or horizontally)		
	Bronze - Polished, Light Antique, Dark Antique Stainless Steel - Brushed, Polished	3457B 3457S	320 360

Patina color codes are shown on page 170 and 171

CABINET AND APPLIANCE PULLS



TEXTURED

		Product Code	Retail Price (\$)
	LARGE RECTANGULAR CHISELED PULL 1"W x 2"D x 6"H (25 x 51 x 152mm)		
		Bronze - Polished, Light Antique, Dark Antique	250B 175
	SMALL SQUARE CHISELED PULL 1"W x ¾"D x ¾"H (25 x 19 x 19mm)		
		Bronze - Polished, Light Antique, Dark Antique	100B 41
	LARGE SQUARE CHISELED PULL 1 ¾"W x ¾"D x 1 ⅛"H (44 x 19 x 29mm)		
		Bronze - Polished, Light Antique, Dark Antique	150B 74
	SMALL RECTANGULAR CHISELED PULL 3"W x ¾"D x ¾"H (76 x 19 x 19mm)		
		Bronze - Polished, Light Antique, Dark Antique	200B 81
	LARGE ROUND CHISELED PULL 1 ¼"Dia. x 1 ¼"D (32 x 32mm)		
		Bronze - Polished, Light Antique, Dark Antique	190B 69
	SMALL ROUND CHISELED PULL 1"Dia. x 1"D (25 x 25mm)		
		Bronze - Polished, Light Antique, Dark Antique	170B 51

Patina color codes are shown on page 170 and 171

CABINET AND APPLIANCE PULLS





PLANT STYLES

		Product Code	Retail Price (\$)
	HEDGEROW HEROIC PULL Door Pull 5 1/2"W x 3"D x 19"H (140 x 76 x 483mm) (left shown)		
	Left: Bronze - Polished, Light Antique, Dark Antique	DR5800B	3,773
	Right: Bronze - Polished, Light Antique, Dark Antique	DR9000B	3,773
	WILLOW LARGE BRANCH PULL Door Pull 4"W x 2 1/4"D x 19"H (102 x 57 x 483mm)		
	Bronze - Polished, Light Antique, Dark Antique	DR5678B	880

Patina color codes are shown on page 170 and 171

CABINET PULLS





PLANT STYLES

		Product Code	Retail Price (\$)
	HEDGEROW TREE PULL 2 3/4"W x 2"D x 8 1/2"H (70 x 51 x 216mm)		
	Left:	Bronze - Polished, Light Antique, Dark Antique	5033B 445
	Right:	Bronze - Polished, Light Antique, Dark Antique	5287B 445
	HEDGEROW BRANCH PULL 5"W x 3/4"D x 3/4"H (127 x 19 x 19mm)		
		Bronze - Polished, Light Antique, Dark Antique	1900B 105
	HEDGEROW HALF ROUND PULL 1 1/4"W x 1"D x 1 3/4"H (44 x 25 x 44mm)		
		Bronze - Polished, Light Antique, Dark Antique	1800B 62
	HEDGEROW ROUND PULL 1 3/4"Dia. x 1"H (44 x 25mm)		
		Bronze - Polished, Light Antique, Dark Antique	1700B 67

Patina color codes are shown on page 170 and 171

CABINET PULLS






PLANT STYLES

		Product Code	Retail Price (\$)
	WILLOW SPRIG PULL 1 1/4"W x 2 1/4" D x 8 1/2"H (32 x 57 x 216mm)		
	Left:	Bronze - Polished, Light Antique, Dark Antique	4000B 319
	Right:	Bronze - Polished, Light Antique, Dark Antique	4050B 319
	WILLOW LEAF PULL 5"W x 3/4"D x 1"H (127 x 19 x 25mm)		
		Bronze - Polished, Light Antique, Dark Antique	2200B 110
	WILLOW ROUND PULL 1 3/4"Dia. X 1 1/4"H (44 x 32mm)		
		Bronze - Polished, Light Antique, Dark Antique	2800B 78
	WILLOW LARGE CABINET PULL 9 1/2"W x 1"D x 3"H (241 x 25 x 76mm)		
		Bronze - Polished, Light Antique, Dark Antique	2467B 260

Patina color codes are shown on page 170 and 171

CABINET PULLS






PLANT STYLES

		Product Code	Retail Price (\$)
	SYCAMORE LEAF PULL - LEFT 2 ¼"W x ¾"D x 4 ¼"H (57 x 19 x 108mm)		
		Bronze - Polished, Light Antique, Dark Antique Bronze - Brown, Blue Green, Maroon, Amber, Green	1450B 129 1450R 155
	SYCAMORE LEAF PULL - RIGHT 2 ¼"W x ¾"D x 4 ¼"H (57 x 19 x 108mm)		
		Bronze - Polished, Light Antique, Dark Antique Bronze - Brown, Blue Green, Maroon, Amber, Green	1470B 129 1470R 155
	OAK LEAF PULL 1 ½"W x ¾"D x 1"H (38 x 19 x 25mm)		
		Bronze - Polished, Light Antique, Dark Antique Bronze - Brown, Blue Green, Maroon, Amber, Green	2000B 47 2000R 56
	PEAR LEAF PULL 1 ½"W x ¾"D x 1 ¼"H (38 x 19 x 32mm)		
		Bronze - Polished, Light Antique, Dark Antique Bronze - Brown, Blue Green, Maroon, Amber, Green	2100B 47 2100R 56
	VINE CABINET PULL 6"W x 1 ¼"D x 3"H (152 x 32 x 76mm)		
		Bronze - Polished, Light Antique, Dark Antique	5421B 120

Patina color codes are shown on page 170 and 171

CABINET PULLS





PLANT STYLES

		Product Code	Retail Price (\$)
	FIDDLEHEAD SMALL PULL 1 1/4"W x 1"D x 3 1/4"H (83 x 25 x 38mm)		
	Left: Bronze - Polished, Light Antique, Dark Antique	1350B	76
	Right: Bronze - Polished, Light Antique, Dark Antique	1370B	76
	FIDDLEHEAD LARGE PULL 2"W x 1"D x 4 1/4"H (51 x 25 x 108mm)		
	Left: Bronze - Polished, Light Antique, Dark Antique	1250B	98
	Right: Bronze - Polished, Light Antique, Dark Antique	1270B	98
	BAMBOO LEAF PULL 1 3/4"W x 1 1/4"D x 3 3/4"H (44 x 32 x 95mm)		
	Left: Bronze - Polished, Light Antique, Dark Antique	1650B	105
	Right: Bronze - Polished, Light Antique, Dark Antique	1670B	105
	BAMBOO STEM PULL 2 1/4"W x 1"D x 1/2"H (57 x 25 x 13mm)		
	Bronze - Polished, Light Antique, Dark Antique	1600B	66
	ORCHID CABINET KNOB 2 1/4"W x 2"D x 2"H (57 x 51 x 51mm)		
	Bronze - Polished, Light Antique, Dark Antique	4329B	113

Patina color codes are shown on page 170 and 171

CABINET PULLS






PLANT STYLES

		Product Code	Retail Price (\$)	
	ORCHID STEM CABINET PULL 7 ¾"W x 1 ¾"D x 2"H (197 x 44 x 51mm)			
	Bronze - Polished, Light Antique, Dark Antique, Nickel Plated	3210B	320	
	TRUMPET FLOWER PULL 2 ¾"W x 1 ¼"D x 2"H (70 x 32 x 51mm)			
	Bronze - Polished, Light Antique, Dark Antique	1500B	96	
	BUTTON MUSHROOM PULL 2 ¾"W x 1"D x 1 ½"H (70 x 25 x 38mm)			
	Bronze - Polished, Light Antique, Dark Antique	1100B	81	
	MUSHROOM PULL 2 ½"W x 1 ½"D x 4 ½"H (64 x 38 x 114mm)			
	Left:	Bronze - Polished, Light Antique, Dark Antique	1050B	122
	Right:	Bronze - Polished, Light Antique, Dark Antique	1070B	122
	DAISY FLOWER PULL 1 ½"Dia x 1"D (38 x 25mm)			
	Bronze - Polished, Light Antique, Dark Antique	3210B	52	

Patina color codes are shown on page 170 and 171

CABINET PULLS






ANIMALS & INSECTS

		Product Code	Retail Price (\$)
	GECKO PULL 6"W x 1"D x 2 ¼"H (152 x 25 x 57mm)		
		Bronze - Polished, Light Antique, Dark Antique Bronze - Brown, Blue Green, Maroon, Amber, Green	6030B 6030R 105 131
	LIZARD PULL 4"W x 1 ½"D x 1"H (102 x 38 x 25mm)		
		Bronze - Polished, Light Antique, Dark Antique Bronze - Brown, Blue Green, Maroon, Amber, Green	6020B 6020R 109 129
	FROG PULL 2 ½"W x 1"D x 2 ½"H (64 x 25 x 64mm)		
	Left:	Bronze - Polished, Light Antique, Dark Antique Bronze - Brown, Blue Green, Maroon, Amber, Green	6050B 6050R 113 139
	Right:	Bronze - Polished, Light Antique, Dark Antique Bronze - Brown, Blue Green, Maroon, Amber, Green	6070B 6070R 113 139
	MOTH PULL 3 ¼"W x 1 ¼"D x 2"H (83 x 32 x 51mm)		
		Bronze - Polished, Light Antique, Dark Antique Bronze - Brown, Blue Green, Maroon, Amber, Green	8050B 8050R 91 103
	DRAGONFLY PULL 3 ½"W x 1"D x 3"H (89 x 25 x 76mm)		
		Bronze - Polished, Light Antique, Dark Antique Bronze - Brown, Blue Green, Maroon, Amber, Green	8070B 8070R 88 98

Patina color codes are shown on page 170 and 171

CABINET PULLS



ANIMALS & INSECTS

		Product Code	Retail Price (\$)
	LARGE BUTTERFLY PULL 4 ¼"W x 1"D x 1 ½"H (108 x 25 x 38mm)		
		Bronze - Polished, Light Antique, Dark Antique Bronze - Brown, Blue Green, Maroon, Amber, Green	8010B 102 8010R 125
	LARGE SCARAB PULL 2 ½"W x 1 ½"D x 3 ¼ "H (64 x 38 x 95mm)		
		Bronze - Polished, Light Antique, Dark Antique Bronze - Brown, Blue Green, Maroon, Amber, Green	8090B 139 8090R 162
	BAT PULL 3"W x 1 ¼"D x 4"H (76 x 32 x 102mm)		
	Left:	Bronze - Polished, Light Antique, Dark Antique	5550B 128
	Right:	Bronze - Polished, Light Antique, Dark Antique	5570B 128
	SMALL SCARAB PULL 1 ¾"W x 1 ¼"D x 2 ¾"H (44 x 32 x 70mm)		
		Bronze - Polished, Light Antique, Dark Antique Bronze - Brown, Blue Green, Maroon, Amber, Green	9010B 128 9010R 152
	SMALL BUTTERFLY PULL 1 ½"W x 1"D x 1 ¼"H (38 x 25 x 32mm)		
		Bronze - Polished, Light Antique, Dark Antique Bronze - Brown, Blue Green, Maroon, Amber, Green	7070B 66 7070R 78

Patina color codes are shown on page 170 and 171

CABINET PULLS

ANIMALS & INSECTS

		Product Code	Retail Price (\$)
	WASP OPEN WINGED PULL 2 1/2"W x 3/4"D x 1 1/4"H (64 x 19 x 32mm)		
	Bronze - Polished, Light Antique, Dark Antique Bronze - Brown, Blue Green, Maroon, Amber, Green	7010B 7010R	62 74
	WASP CLOSED WINGED PULL 3/4"W x 3/4"D x 1 1/2"H (19 x 19 x 38mm)		
	Bronze - Polished, Light Antique, Dark Antique Bronze - Brown, Blue Green, Maroon, Amber, Green	7050B 7050R	52 62
	SWALLOW PULL 4 3/4"W x 1"D x 3 1/2"H (121 x 25 x 89mm)		
	Bronze - Polished, Light Antique, Dark Antique Bronze - Brown, Blue Green, Maroon, Amber, Green	6090B 6090R	98 118
	HAWAIIAN BIRD CABINET PULL 6"W x 1 1/2"D x 2"H (152 x 38 x 51mm)		
	Bronze - Polished, Light Antique, Dark Antique	2136B	320
	HAWAIIAN BIRD CABINET KNOB 2 1/4"W x 1 3/4"D x 2 1/4"H (57 x 44 x 57mm)		
	Bronze - Polished, Light Antique, Dark Antique	2134B	130

Patina color codes are shown on page 170 and 171

CABINET & DOOR PULLS

		Product Code	Retail Price (\$)
	<p>GRAND HAWAIIAN CABINET / DOOR PULL</p> <p>Door Pull 3"W x 2 "D x 7"H (76 x 51 x 304 mm)</p>		
	<p>Left or Right Bronze - Polished, Light Antique, Dark Antique Both Shown Bronze - Brown, Blue Green, Maroon, Amber, Green</p>	<p>DR2144B DR2144R</p>	<p>600 800</p>
	<p>WOOD PECKER DOOR KNOCKER OR PULL</p> <p>1 Back Plate 3"W x ½"D x 11"H 1 Wood Pecker 3"W x 3"D x 8 ½"H Indicate function as knocker or fixed pull when ordering</p>		
	<p>Bronze - Polished, Light Antique, Dark Antique</p>	<p>DRK123B</p>	<p>600</p>

FINISHES

Some of our pieces are available in two categories of finish, corresponding to two different pricing bands. Our Morphic and Ergo pieces, as well as some sconces, are also available in stainless steel. Examples of each finish are shown here as accurately as the printing process will allow.

The color and metal of the strike and face plates is determined by the lock and latch manufacturer. We have selected the most appropriate strike plate finish to compliment our own finishes and this is shown alongside.


Hot Patina Bronze (*Price category R*)

These finishes are hot patinas that react uniquely with each bronze piece so that no two items will be the same. The colors will change over time in a manner determined by the local environmental conditions. To help prolong the life of the patina the pieces are finished with a clear lacquer which may slow the color change but not stop it.




Amber Patina
Order code AP

Strike plate




Green Patina
Order code GP

Strike plate




Maroon Patina
Order code MP

Strike plate




Brown Patina
Order code BP

Strike plate



Blue Green
Order code BG

Strike plate



FINISHES

Oil Rubbed Bronze (*Price category B*)

This is a hand rubbed oil finish which will change over time allowing each piece to develop its own unique patina.




Polished Bronze
Order code PB

Strike plate




Dark Antique
Order code DA

Strike plate



Light Antique
Order code LA

Strike plate



Stainless Steel - Morphic and Ergo only (*Price category S*)

We offer 2 finishes polished-beaded and brushed. Through out the Ergo section of the catalogue you will see the polished- beaded finish. These pieces have both shiny and frosted or beaded areas, we typically frost the scoops and channels of an Ergo piece and leave the raised areas shiny and we make this artistic call.

We also have a new brushed steel finish which you will see on all of our Morphic pieces.



Polished-beaded
Order code SS

Strike plate



Brushed
Order code BS

Strike plate



HOW TO ORDER

With the many options offered by our range and the variety of possible door configurations it is important to identify precisely the pieces you wish to order. Please read the following notes in conjunction with the example order form on page 174.

Product Code

Three codes are shown against each item in the price list, ending in a letter denoting category of finish. Select the code which covers the category of finish you require as shown on the previous two pages.

e.g. PLS369B for a Willow passage way set finished in oil rubbed bronze

Finish Code

Chose a specific finish from within the category indicated by the product code. Again these are shown on the previous two pages. Note that we cannot process the order if the product and finish codes do not match.

e.g. LA for a light antique finish

Door Thickness

It is important that we know the thickness of the door as this determines the length of the spindle and screws supplied with your order. We cater for industry standards of 1 $\frac{3}{8}$ ", 1 $\frac{3}{4}$ " and 2". If your door is not one of these standards then you will need to obtain a custom quote from our representative in your area.

Door Backset

The backset is the distance between the edge of the door and the center of the lever, Knob or lock as described opposite. This dimension is critical in determining the lock or latch we include with your order.

The standard backsets offered by the lock manufacturers we include with our trim are typically 2 $\frac{3}{8}$ ", 2 $\frac{3}{4}$ " and 3". However it is possible to order locks with greater backsets of upto 5" and even 6" but in this event you will need to contact our representative in your area for a custom quote.

Door Handing and Swing

Any door can be described quite correctly as either right handed or left handed depending on which side of it one is facing. It will also swing inwards or outwards. Many of our pieces come in right and left hand versions, use interior and exterior elements and take locks with latches for either inward or outward swings. Not surprisingly, therefore, opportunities for ordering errors abound so please use the guidelines below!

Take your viewpoint from the outside of the door. Eg. outside the bathroom door or outside the entry way door.

A right hand door has the hinges on the right, a left hand door has the hinges on the left. A door that swings away from you is considered normal, one that swings towards you is called a Reverse Bevel.

If you are ordering a number of identical pieces use multiple order lines if they have different handing and/or swing descriptions.

Even if you are ordering for a door that has no lock or latch i.e. a dummy trim, we still need to know the handing of the door to determine whether we send you a right lever and back plate or left lever and back plate.

The diagram opposite illustrates the handing and swing terminology.

Pricing


Our prices do not include freight charges, handling charges or the cost of insuring the product during transportation to you. We reserve the right to change our prices.

Where to Order

Please call us for a supplier in your area.


LOCK OPTIONS AND AVAILABLE BACKSETS

Tubular Latch




Available backsets:
2 3/8", 3", 4" or 5 1/8"

Tubular Deadbolt




Available backsets:
2 3/8", 3", 4" or 5 1/8"

Privacy Mortise Lock and Latch



Available backsets:
2 1/2" or 2 3/4"

Entry Way Mortise Lock



Cylinder Port

Turn Piece Hub

Lever or Knob Hub

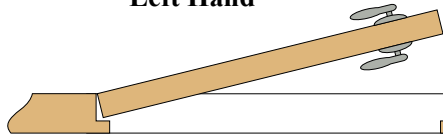
Thumb Latch Hub

Available backsets:
2 1/2", 2 3/4", 3 3/4", 5" or 6"

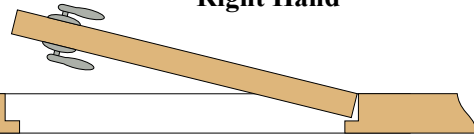
When ordering you will also need to specify thickness of door and handing.

DOOR HANDING AND SWING

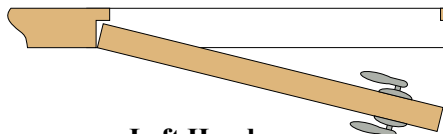
Left Hand



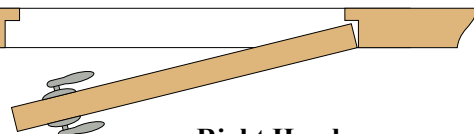
Right Hand



Left Hand
Reverse Bevel



Right Hand
Reverse Bevel



OUTSIDE



VIEW FROM THIS SIDE

SAMPLE ORDER FORM

Purchase Order No.: **345**

Order Date: **May 24, 2015**

Bill to:
AAA Architects
231 Pine Close # D.
Los Angeles, CA 90016

Tel: **323 345 4536**
 Contact: **Tracy Fawn**

Ship to:
ABC Storage
Unit 5 Bare Walls St.
Del Mar, CA 90034

Tel: **310 567 4567**
 Contact:

Product code	Finish code	Style	Door hand	Reverse bevel	Backset - 2 ³ / ₈ ", 2 ³ / ₄ " or 3"	Door thickness 1 ³ / ₈ ", 1 ³ / ₄ " or 2"	Qty	Unit price (\$)	Line total (\$)
PLS369B	LA	Willow	<input checked="" type="checkbox"/> Left <input type="checkbox"/> Right	<input type="checkbox"/>	2 ³ / ₄ "	2"	2	980	1,960
PLS369B	LA	Willow	<input type="checkbox"/> Left <input checked="" type="checkbox"/> Right	<input checked="" type="checkbox"/>	2 ³ / ₄ "	2"	3	980	2,940
			<input type="checkbox"/> Left <input type="checkbox"/> Right	<input type="checkbox"/>					
			<input type="checkbox"/> Left <input type="checkbox"/> Right	<input type="checkbox"/>					
			<input type="checkbox"/> Left <input type="checkbox"/> Right	<input type="checkbox"/>					
			<input type="checkbox"/> Left <input type="checkbox"/> Right	<input type="checkbox"/>					
			<input type="checkbox"/> Left <input type="checkbox"/> Right	<input type="checkbox"/>					
			<input type="checkbox"/> Left <input type="checkbox"/> Right	<input type="checkbox"/>					
			<input type="checkbox"/> Left <input type="checkbox"/> Right	<input type="checkbox"/>					
			<input type="checkbox"/> Left <input type="checkbox"/> Right	<input type="checkbox"/>					
			<input type="checkbox"/> Left <input type="checkbox"/> Right	<input type="checkbox"/>					
			<input type="checkbox"/> Left <input type="checkbox"/> Right	<input type="checkbox"/>					
			<input type="checkbox"/> Left <input type="checkbox"/> Right	<input type="checkbox"/>					
			<input type="checkbox"/> Left <input type="checkbox"/> Right	<input type="checkbox"/>					
			<input type="checkbox"/> Left <input type="checkbox"/> Right	<input type="checkbox"/>					
			<input type="checkbox"/> Left <input type="checkbox"/> Right	<input type="checkbox"/>					
			<input type="checkbox"/> Left <input type="checkbox"/> Right	<input type="checkbox"/>					
			<input type="checkbox"/> Left <input type="checkbox"/> Right	<input type="checkbox"/>					
			<input type="checkbox"/> Left <input type="checkbox"/> Right	<input type="checkbox"/>					
			<input type="checkbox"/> Left <input type="checkbox"/> Right	<input type="checkbox"/>					
			<input type="checkbox"/> Left <input type="checkbox"/> Right	<input type="checkbox"/>					
			<input type="checkbox"/> Left <input type="checkbox"/> Right	<input type="checkbox"/>					
Grand total									

When ordering scones or illuminated handles please specify your choice of white, red, blue or green LED light.
 All prices are EX-WORKS Martin Pierce Hardware's location in Los Angeles and do not include California sales tax or any local state taxes that may apply.

PRODUCT CARE

Martin Pierce Hardware pours each piece of hardware using the highest quality of silicon bronze. Please refer to our chapter "The Process" for details of the lost wax method that we use for our castings.

Bronze is an alloy made from copper, manganese and silicon and it will oxidize over time as it ages. Each piece will oxidize in its own way thereby creating a unique piece. The sun, wind, air, sea air and even the oils in your hand will all play their part in the way our hardware changes over time and each will effect the color, sheen and surface texture of the piece. These effects are naturally occurring and add character and maturity to each piece.

Individuality – Truly Hand Crafted

Our hardware is made to order and each piece is "chased" or "cleaned" by hand, as a result no two pieces are identical. This individuality makes each piece a truly unique work of art. Please read our chapter "The Process" to learn more about how we make our hardware by hand.

Finishes, hot and cold patinas

Our hardware is available in a limited number of finishes which include some cold and hot patinas. All of these finishes will change over time giving each piece it's own unique patina. There is no lacquer, cleaner or wax that can stop this natural process.

Care

We recommend that you avoid using any cleaning agents as they may contain abrasives or chemicals that may discolor or corrode the piece.

To remove accumulated dirt from a piece we suggest that you use warm soapy water and that this is applied with a cloth so that the hardware is not saturated.



Martin Pierce Hardware Inc.
5433 W.Washington Blvd, Los Angeles, CA 90016
Tel: 323 939 5929 and 800 619 1521
Email: info@martinpierce.com www.martinpierce.com