

# MARTIN PIERCE



November 2022

LIGHTING-CONCEPTS

# LIGHTING and POWDER COATING

## Hospitality

All of our illuminated designs are intended for use in the hospitality industry and are subject to large order requirements and will be quoted to include estimates for UL certification and approval. Having developed a series of products that went through extensive UL testing we understand the testing and certification process and hope we can bring our technical knowledge to further your design project.

The products shown here are examples of products we have previously developed for use with class 2 power supplies and which received UL approval and certification. They provide an example of the design possibilities for use in the hospitality sector for new building projects.

## Home Decor

We are transitioning away from LED illuminated handles for home decor and finding creative low-tech alternatives through powder coating. Powder coating can be applied to almost any part of a handle which allows color to be integrated in a much more artistic and organic way. Powder coating is extremely durable and suitable for exterior and interior use and can be used to enhance most of our steel or bronze handles.

The designs shown here are the original designs of Martin Pierce and are protected by copyright©1993-2022. These designs are part of the trade mark and trade dress of Martin Pierce and Martin Pierce Hardware. Please respect our designs. Thank you.

# POWDER COATING



Morphic 4 1/2"W x 1/2"D x 3 1"H



Morphic Epic 4"w x 4"D x 3 9"




Morphic Scroll 5"w x 4"D 40"H





Ergo Epic 2 1/2"W x 3"D x 3 5"H


# Examples of Powder-coated Prices


Powder coating can be applied to almost any part of a handle which allows color to be integrated in a much more artistic and organic way. Powder coating is extremely durable and suitable for exterior and interior use and can be used to enhance most of our steel or bronze handles. Pieces priced below are for standard powder colors by Prismatic Powders

	Morphic Pull 4 1/2"W x 4 1/2"D x 31"H	Available in standard prismatic powders	
			With powder coating 3,200
			Without powder coating 2,600

	Morphic Epic Serpentine 4"W x 4"D x 39"H	Available in standard prismatic powders	
			With powder coating 3,700
			Without powder coating 3,000

	Morphic Scroll Pull 5"W x 4"D x 40"H	Available in standard prismatic powders	
			With powder coating 3,700
			Without powder coating 3,200

	Morphic Cylindrical Pull: Available in standard prismatic powders		
	1 1/2"Dia x 32"H		
	1 1/2"Dia x 26"H x 4"D x 40"H		
	32"	With powder coating	2,900
	32"	Without powder coating	2,300
	26"	With power coating	2,300
	26"	Without powder coating	1,900

	Ergo Epic Pull 2 1/2"W x 3"D x 33"H	Available in standard prismatic powders	
			With powder coating 3,200
			Without powder coating 2,600

# MORPHIC

The Morphic cylinder pull is a design intended for use in the hospitality industry and is subject to large order requirements. Each project will be quoted to include an estimate of the current cost and time required to obtain UL certification and approval for your project. Small orders for individual pieces can be quoted with powder coating, which offers a wide variety of color and is a durable finish suited to interior or exterior use.



The designs shown here are the original designs of Martin Pierce and are protected by copyright©1993-2022. These designs are part of the trade mark and trade dress of Martin Pierce and Martin Pierce Hardware. Please respect our designs. Thank you.

# MORPHIC

The Morphic cylinder pull is a design intended for use in the hospitality industry and is subject to large order requirements. Each project will be quoted to include an estimate of the current cost and time required to obtain UL certification and approval for your project. Small orders for individual pieces can be quoted with powder coating, which offers a wide variety of color and is a durable finish suited to interior or exterior use.



The designs shown here are the original designs of Martin Pierce and are protected by copyright©1993-2022. These designs are part of the trade mark and trade dress of Martin Pierce and Martin Pierce Hardware. Please respect our designs. Thank you.

# MORPHIC ILLUMINATED DOOR HANDLES

The Morphic cylinder pull is a design intended for use in the hospitality industry and is subject to large order requirements. Each project will be quoted to include an estimate of the current cost and time required to obtain UL certification and approval for your project. Small orders for individual pieces can be quoted with powder coating, which offers a wide variety of color and is a durable finish suited to interior or exterior use.



- 1. Morphic Cylinder 1 1/2" Dia. x 32" H (57 x 813mm) - bronze with white LED
- 2. Morphic Cylinder 1 1/2" Dia. x 32" H (57 x 813mm) - steel with blue LED
- 3. Morphic Cylinder 1 1/2" Dia. x 26" H (57 x 660mm) - steel with red LED
- 4. Morphic Cylinder 1 1/2" Dia. x 16" H (38 x 406mm) - steel with green LED

The designs shown here are the original designs of Martin Pierce and are protected by copyright © 1995-2022. These designs are part of the trade mark and trade dress of Martin Pierce and Martin Pierce Hardware. Please respect our designs. Thank you.

# TIGER

The Tiger pull is a design intended for use in the hospitality industry and is subject to large order requirements. Each project will be quoted to include an estimate of the current cost and time required to obtain UL certification and approval for your project. Small orders for individual pieces can be quoted with powder coating, which offers a wide variety of color and is a durable finish suited to interior or exterior use.



The designs shown here are the original designs of Martin Pierce and are protected by copyright© 1993-2022. These designs are part of the trade mark and trade dress of Martin Pierce and Martin Pierce Hardware. Please respect our designs. Thank you.



# CORAL

The Coral pull is a design intended for use in the hospitality industry and is subject to large order requirements. Each project will be quoted to include an estimate of the current cost and time required to obtain UL certification and approval for your project. Small orders for individual pieces can be quoted with powder coating, which offers a wide variety of color and is a durable finish suited to interior or exterior use.



Coral Illuminated Door Panel Pull

The designs shown here are the original designs of Martin Pierce and are protected by copyright©1993-2022. These designs are part of the trade mark and trade dress of Martin Pierce and Martin Pierce Hardware. Please respect our designs. Thank you.

# CORAL

The Coral pull is a design intended for use in the hospitality industry and is subject to large order requirements. Each project will be quoted to include an estimate of the current cost and time required to obtain UL certification and approval for your project. Small orders for individual pieces can be quoted with powder coating, which offers a wide variety of color and is a durable finish suited to interior or exterior use.



Coral Illuminated Door Panel Pull

The designs shown here are the original designs of Martin Pierce and are protected by copyright© 1993-2022. These designs are part of the trade mark and trade dress of Martin Pierce and Martin Pierce Hardware. Please respect our designs. Thank you.

# FISH

The Fish pull is a design intended for use in the hospitality industry and is subject to large order requirements. Each project will be quoted to include an estimate of the current cost and time required to obtain UL certification and approval for your project. Small orders for individual pieces can be quoted with powder coating, which offers a wide variety of color and is a durable finish suited to interior or exterior use.




Fish Illuminated Door Panel Pull

The designs shown here are the original designs of Martin Pierce and are protected by copyright© 1993-2022. These designs are part of the trade mark and trade dress of Martin Pierce and Martin Pierce Hardware. Please respect our designs. Thank you.

# WALL SCONCE DRAGON EGG

The Dragon Egg Sconce is a design intended for use in the hospitality industry and is subject to large order requirements. Each project will be quoted to include an estimate of the current cost and time required to obtain UL certification and approval for your project. Small orders for individual pieces can be quoted with powder coating, which offers a wide variety of color and is a durable finish suited to interior or exterior use.



Dragon Egg Wall Sconce

The designs shown here are the original designs of Martin Pierce and are protected by copyright© 1993-2022. These designs are part of the trade mark and trade dress of Martin Pierce and Martin Pierce Hardware. Please respect our designs. Thank you.

## WALL SCONCE FLORAL

The Floral Sconce is a design intended for use in the hospitality industry and is subject to large order requirements. Each project will be quoted to include an estimate of the current cost and time required to obtain UL certification and approval for your project. Small orders for individual pieces can be quoted with powder coating, which offers a wide variety of color and is a durable finish suited to interior or exterior use.



Wall Sconce Floral

The designs shown here are the original designs of Martin Pierce and are protected by copyright© 1993-2022. These designs are part of the trade mark and trade dress of Martin Pierce and Martin Pierce Hardware. Please respect our designs. Thank you.

# WALL SCONCES CYLINDRICAL

The Cylindrical Sconce is a design intended for use in the hospitality industry and is subject to large order requirements. Each project will be quoted to include an estimate of the current cost and time required to obtain UL certification and approval for your project. Small orders for individual pieces can be quoted with powder coating, which offers a wide variety of color and is a durable finish suited to interior or exterior use.



1. Cylinder Sconce - front 16"x 3" (406 x 76 mm) 2. Cylinder Sconce - profile 16"x 3" (406 x 76 mm)

The designs shown here are the original designs of Martin Pierce and are protected by copyright© 1993-2022. These designs are part of the trade mark and trade dress of Martin Pierce and Martin Pierce Hardware. Please respect our designs. Thank you.

# MARTIN PIERCE

FINISHES

ORDERING

WARRANTY

SAFETY

November 2022

# FINISHES

## Oil Rubbed Bronze

This is a hand rubbed oil finish which will change over time allowing each piece to develop its own unique patina.




Polished Bronze  
Order code PB

Strike plate



Dark Antique  
Order code DA

Strike plate



Light Antique  
Order code LA

Strike plate



## Stainless Steel - Morphic and Ergo only

We offer 2 finishes polished-beaded and brushed. Through out the Ergo section of the catalogue you will see the polished- beaded finish. These pieces have both shinny and frosted or beaded areas, we typically frost the scoops and channels of an Ergo piece and leave the raised areas shinny and we make this artistic call.

We also have a new brushed steel finish which you will see on all of our Morphic pieces.



Polished-beaded  
Order code SS

Strike plate



Brushed  
Order code BS

Strike plate





# FINISHES

## Hot Patina Bronze - Custom order

These finishes are hot patinas that react uniquely with each piece so that no two items will be the same. The colors will change over time in a manner determined by the local environmental conditions. To help prolong the life of the patina the pieces are finished with a clear lacquer which may slow the color change but not stop it.



Amber Patina  
Order code AP

Strike plate



Green Patina  
Order code GP

Strike plate



Maroon Patina  
Order code MP

Strike plate



Brown Patina  
Order code BP

Strike plate



Blue Green  
Order code BG

Strike plate



# HOW TO ORDER

With the many options offered by our range and the variety of possible door configurations it is important to identify precisely the pieces you wish to order.

## Product Code & Finishes

Our work is cast in either silicon bronze or 316 stainless steel. The contemporary collections, Morphic and Ergo can be ordered in either alloy and both alloys are rust resistant and suitable for interior or exterior use. Our other collections are cast only in bronze but some items can be nickel plated which offers a similar appearance to stainless steel.

Pieces cast in bronze are most typically finished with a light or dark patina and then are oil-rubbed. Hot patinas are a custom option for bronze and are best suited for interior applications.

Stainless steel pieces are typically finished in a satin brushed finish or in a contrasting 2-tone polished and brushed finish which is how many of the Ergo pieces are shown. Stainless steel can also be powder coated to add a touch of color and this is shown in many of the Morphic pieces.

The letter B is used to denote bronze and S is used for stainless steel. The prefix denotes type of function for examples ELS stands for entry way lever set and PLS stands for passageway lever set. The numbers following the prefix are the item code.

## Door Thickness

It is important that we know the thickness of the door as this determines the length of the spindle and screws supplied with your order. We cater for industry standards of 1 $\frac{3}{8}$ ", 1 $\frac{3}{4}$ " and 2".

## Door Backset

The backset is the distance between the edge of the door and the center of the lever, knob or lock and determine the lock or latch we include with your order. Standard backsets offered by lock manufacturers are typically 2 $\frac{3}{8}$ ", 2 $\frac{3}{4}$ ", 3". It is possible to order custom locks with backsets up to 5".

## Door Handing and Swing

Any door can be described quite correctly as either right-handed or left handed depending on which side of it one is facing. It will also swing inwards or outwards. Many of our pieces come in right and left-hand versions, use interior and exterior elements, and take locks with latches for either inward or outward swings. Not surprisingly, therefore, opportunities for ordering errors abound so please use the guidelines below!

Take your viewpoint from the outside of the door, for example outside the bathroom door or outside the entry way door.

A right-hand door has the hinges on the right, a left-hand door has the hinges on the left. A door that swings away from you is considered normal, one that swings towards you is called a Reverse Bevel.

If you are ordering a number of identical pieces use multiple order lines if they have different handing and/or swing descriptions.

Even if you are ordering for a door that has no lock or latch as with a dummy trim, we still need to know the handing of the door to determine whether we send you a right lever and back plate or left lever and back plate.

The diagram on the bottom of next page illustrates the handing and swing terminology.

## Pricing

Our prices do not include freight charges, handling charges or the cost of insuring the product during transportation to you. We reserve the right to change our prices.

## Where to Order

Please call or email us.


# LOCK OPTIONS AND AVAILABLE BACKSETS

## Tubular Latch



Available backsets:  
2 3/8", 3", 4" or 5 1/8"

## Tubular Deadbolt




Available backsets:  
2 3/8", 3", 4" or 5 1/8"

## Privacy Mortise Lock and Latch



Available backsets:  
2 1/2" or 2 3/4"

## Entry Way Mortise Lock



Cylinder Port

Turn Piece Hub

Lever or Knob Hub

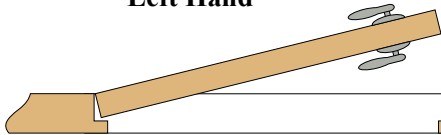
Thumb Latch Hub

Available backsets:  
2 1/2", 2 3/4", 3 3/4", 5" or 6"

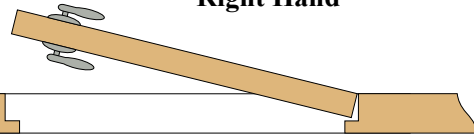
When ordering you will also need to specify thickness of door and handing.

# DOOR HANDING AND SWING

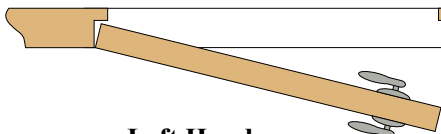
Left Hand



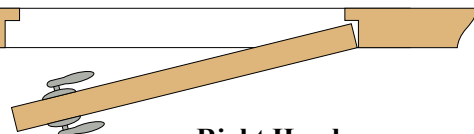
Right Hand



Left Hand  
Reverse Bevel



Right Hand  
Reverse Bevel



OUTSIDE



VIEW FROM THIS SIDE

# SAMPLE ORDER FORM

Purchase Order No.: 345

Order Date: January 2022

Bill to:  
 AAA Architects  
 231 Pine Close # D.  
 Los Angeles, CA 90016  
 Tel: 323 345 4536  
 Contact: Tracy Fawn

Ship to:  
 ABC Storage  
 Unit 5 Bare Walls St.  
 Del Mar, CA 90034  
 Tel: 310 567 4567  
 Contact:

Product code	Finish code	Style	Door hand	Reverse bevel	Backset - 2 <sup>3</sup> / <sub>8</sub> ", 2 <sup>3</sup> / <sub>4</sub> " or 3"	Door thickness 1 <sup>3</sup> / <sub>8</sub> ", 1 <sup>3</sup> / <sub>4</sub> " or 2"	Qty	Unit price (\$)	Line total (\$)
PLS369B	LA	Willow	<input checked="" type="checkbox"/> Left <input type="checkbox"/> Right	<input type="checkbox"/>	2 <sup>3</sup> / <sub>4</sub> "	2"	2	980	1,960
PLS369B	LA	Willow	<input type="checkbox"/> Left <input checked="" type="checkbox"/> Right	<input checked="" type="checkbox"/>	2 <sup>3</sup> / <sub>4</sub> "	2"	3	980	2,940
			<input type="checkbox"/> Left <input type="checkbox"/> Right	<input type="checkbox"/>					
			<input type="checkbox"/> Left <input type="checkbox"/> Right	<input type="checkbox"/>					
			<input type="checkbox"/> Left <input type="checkbox"/> Right	<input type="checkbox"/>					
			<input type="checkbox"/> Left <input type="checkbox"/> Right	<input type="checkbox"/>					
			<input type="checkbox"/> Left <input type="checkbox"/> Right	<input type="checkbox"/>					
			<input type="checkbox"/> Left <input type="checkbox"/> Right	<input type="checkbox"/>					
			<input type="checkbox"/> Left <input type="checkbox"/> Right	<input type="checkbox"/>					
			<input type="checkbox"/> Left <input type="checkbox"/> Right	<input type="checkbox"/>					
			<input type="checkbox"/> Left <input type="checkbox"/> Right	<input type="checkbox"/>					
			<input type="checkbox"/> Left <input type="checkbox"/> Right	<input type="checkbox"/>					
			<input type="checkbox"/> Left <input type="checkbox"/> Right	<input type="checkbox"/>					
			<input type="checkbox"/> Left <input type="checkbox"/> Right	<input type="checkbox"/>					
			<input type="checkbox"/> Left <input type="checkbox"/> Right	<input type="checkbox"/>					
			<input type="checkbox"/> Left <input type="checkbox"/> Right	<input type="checkbox"/>					
			<input type="checkbox"/> Left <input type="checkbox"/> Right	<input type="checkbox"/>					
<b>Grand total</b>									

All prices are EX-WORKS Martin Pierce Hardware's location in Los Angeles and do not include California sales tax or any local state taxes that may apply.

# PRODUCT CARE

## Warranty for Door Hardware

Martin Pierce Hardware stands behind all of its bronze and stainless steel products with a lifetime guarantee on materials and workmanship. Internal mechanisms including locks, latches, fasteners supplied by Martin Pierce Hardware but manufactured by others are guaranteed for one year from the date of purchase. Finishes are not covered by this warranty, please refer to care instructions below for useful notes on cleaning bronze and steel

Martin Pierce Hardware will not assume liability for any labor charges regarding the removal or reinstallation of its products; nor will we cover any freight, postage, or handling expense related to the product. Damages caused by accident, misuse, abuse, or improper installation are not covered by this warranty

## Care and Cleaning

Bronze and steel are both naturally weather resistant requiring little maintenance and are simple to care for. Our castings are made with 85% recycled metal and are made in the USA right here in Los Angeles. Our stainless steel products are available in 304 stainless steel which has excellent corrosion resistance and upon request, in 316 stainless steel which is ideal for coastal areas as it is more resistant to corrosion from salt.

Bronze is an alloy made from copper, manganese and silicon and it will oxidize over time as it ages. Each piece will oxidize in its own way thereby creating a unique piece. The sun, wind, air, sea air and even the oils in your hand will all play their part in the way our hardware changes over time. These effects are naturally occurring and add character and maturity to each piece.

Cleaning all surfaces with a mild soap, water, and a non-abrasive cloth will help the hardware age gracefully. We recommend against the use of any cleaning agents that contain abrasives or chemicals as these may discolor or corrode the piece.

Our brushed stainless steel castings can be cleaned with a lint free or microfiber cloth and a stainless steel cleaner that should be applied in the same direction as the grain of the brushed surface. For polished surfaces the cleaner should be applied in a circular non directional pattern.

## Individuality - Truly Hand-Crafted

Our hardware is made to order and each piece is "chased" or "cleaned" by hand, as a result no two pieces are identical. This individuality makes each piece a truly unique work of art. Please read our chapter "The Process" to learn more about how we make our hardware by hand.

## Finishes, hot and cold patinas

Our hardware is available in a limited number of finishes which include some cold and hot patinas. All of these finishes will change over time giving each piece it's own unique patina. There is no lacquer, cleaner or wax that can stop this natural process.



Martin Pierce Hardware Inc.  
5433 W.Washington Blvd, Los Angeles, CA 90016  
Tel: 323 939 5929    Email: [info@martinpierce.com](mailto:info@martinpierce.com)

[www.martinpierce.com](http://www.martinpierce.com)